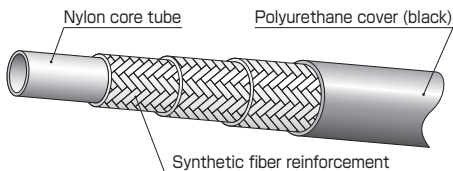


3R80 Series

3R80

Features

- Excellent oil and chemical durability
- JIS K 6375 B certified, SAE 100R8 certified.



Part No.	Size			Max. working pressure		Min. burst pressure		Min. bending radius (mm)	Weight (g/m)	Coupling	
	Size No.	I.D. (in.)	I.D. (mm)	O.D. (mm)	(MPa)	(PSI)	(MPa)				(PSI)
3R80-03	03	3/16	4.8	12.7	35.0	5,050	140.0	20,200	38	115	Swage
3R80-04	04	1/4	6.3	15.5	35.0	5,050	140.0	20,200	51	175	
3R80-06	06	3/8	9.5	19.1	28.0	4,050	112.0	16,200	64	221	
3R80-08	08	1/2	12.7	22.2	25.0	3,600	98.0	14,200	102	283	
3R80-12	12	3/4	19.0	28.6	16.0	2,300	63.0	9,100	165	380	
3R80-16	16	1	25.4	36.9	14.0	2,000	56.0	8,000	254	572	

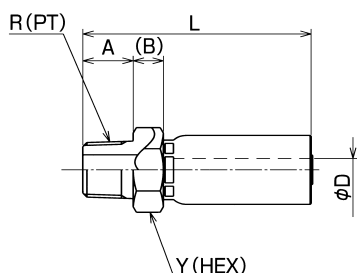
- Appropriate fluid : mineral general operating oil
- Working temperature range : -40 to +100°C
- Length in a unit package : 100m for sizes 03, 04, 05, 08, and 50m for sizes 12, 16

[Swage type]

Caution : The size 06 and 08 coupling for N3000 can also be used, but the swage die must be used for 3R80.

(For 3R80)

SA



Part No.	Size No.	R	A	B	Min. I.D. φD	L	Y (HEX)	Weight (g)	Pusher	Die
SA-PT-03-3R	03	1/4	13	8.5	2.8	53	19	50	PSA-04	SPH-03
SA-PT-04-3R	04	1/4	13	8.5	3.9	61	19	60	PSA-04	SPH-04
SA-PT-06-N30	06	3/8	15	9.0	6.8	67	22	90	PSA-06	SPH-06
SA-PT-08-N30	08	1/2	18	10.0	10.0	76	27	140	PSA-08	SPH-08
SA-PT-12-3R	12	3/4	20	10.0	16.0	83	36	220	PSA-12	SPH-12
SA-PT-16-3R	16	1	23	10.0	20.9	100	41	340	PSA-16	SPH-16

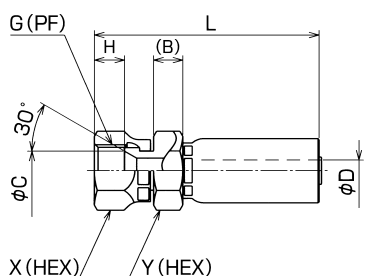
■ Material : steel
 ■ Adapter : 030, 130

Stainless steel type

Part No.	Size No.	R	A	B	Min. I.D. φD	L	Y (HEX)	Weight (g)	Pusher	Die	
										First	Second
SA-PT-04-3R-S	04	1/4	14	8.5	3.9	61	19	72	PSA-04	SPH-04-1-ST	SPH-04
SA-PT-06-N30-S	06	3/8	15	9.0	6.8	67	22	90	PSA-06	SPH-06-1-ST	SPH-06
SA-PT-08-N30-S	08	1/2	18	10.0	10.0	76	27	140	PSA-08	SPH-08-1-ST	SPH-08

■ Material : stainless steel SUS304
 ■ Adapter : 030, 130

SE



Part No.	Size No.	G	B	C	Min. I.D. φD	H	L	X (HEX)	Y (HEX)	Weight (g)	Pusher	Die
SE-PF-03-3R	03	1/4	6.0	9.5	2.8	8.0	55	19	19	60	PSE-03	SPH-03
SE-PF-04-3R	04	1/4	8.5	9.5	3.9	8.0	63	19	19	80	PSE-04	SPH-04
SE-PF-06-N30	06	3/8	9.5	12.3	6.8	9.5	71	22	19	110	PSE-06	SPH-06
SE-PF-08-N30	08	1/2	9.0	15.5	10.0	12.5	80	27	27	170	PSE-08	SPH-08
SE-PF-12-3R	12	3/4	10.5	21.5	16.0	13.0	87	36	36	280	PSE-12	SPH-12
SE-PF-16-3R	16	1	11.0	27.5	20.9	15.0	105	41	41	400	PSE-16	SPH-16

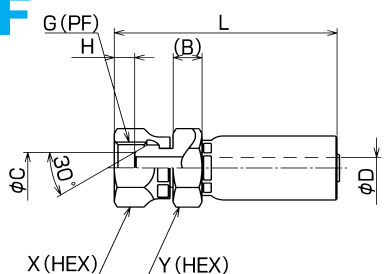
■ Material : steel
 ■ Adapter : 010, 045, 090, 150, 020, 025, 064, 069, 030

Stainless steel type

Part No.	Size No.	G	B	C	Min. I.D. φD	H	L	X (HEX)	Y (HEX)	Weight (g)	Pusher	Die	
												First	Second
SE-PF-04-3R-S	04	1/4	8.5	9.5	3.9	8.0	63	19	19	80	PSE-04	SPH-04-1-ST	SPH-04
SE-PF-06-N30-S	06	3/8	9.5	12.5	6.8	9.5	71	22	22	110	PSE-06	SPH-06-1-ST	SPH-06
SE-PF-08-N30-S	08	1/2	9.0	15.5	10.0	12.5	80	27	27	170	PSE-08	SPH-08-1-ST	SPH-08
SE-PF-12-3R-S	12	3/4	10.5	21.5	16.0	13.0	87	36	36	280	PSE-12	SPH-12-1-ST	SPH-12
SE-PF-16-3R-S	16	1	11.0	27.5	20.9	15.0	105	41	41	400	PSE-16	SPH-16-1-ST	SPH-16

■ Material : stainless steel SUS304
 ■ Adapter : 010, 045, 090, 150, 020, 025, 064, 069, 030

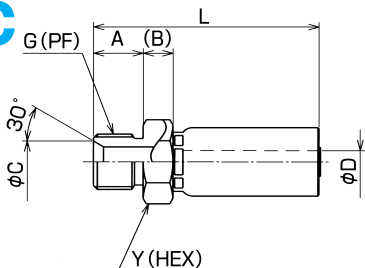
SF



Part No.	Size No.	G	B	C	Min. I.D. φD	H	L	X (HEX)	Y (HEX)	Weight (g)	Pusher	Die
SF-PF-03-3R	03	1/4	6.0	7.5	2.8	5.5	55	19	19	60	PSE-03	SPH-03
SF-PF-04-3R	04	1/4	8.5	7.5	3.9	5.5	63	19	19	80	PSE-04	SPH-04
SF-PF-06-N30	06	3/8	9.5	10.0	6.8	6.5	71	22	19	110	PSE-06	SPH-06
SF-PF-08-N30	08	1/2	9.0	14.0	10.0	9.0	80	27	27	170	PSE-08	SPH-08
SF-PF-12-3R	12	3/4	10.5	19.0	16.0	9.5	87	36	36	280	PSE-12	SPH-12
SF-PF-16-3R	16	1	11.0	25.4	20.9	10.0	105	41	41	410	PSE-16	SPH-16

■ Material : steel
 ■ Adapter : 110, 145, 190, 130

SC



Part No.	Size No.	G	A	B	C	Min. I.D. φD	L	Y (HEX)	Weight (g)	Pusher	Die
★ SC-PF-03-3R	03	1/4	13	8.5	9.5	2.8	53	19	50	PSA-04	SPH-03
SC-PF-04-3R	04	1/4	13	8.5	9.5	3.9	61	19	60	PSA-04	SPH-04
SC-PF-06-N30	06	3/8	15	9.0	12.5	6.8	67	22	90	PSA-06	SPH-06
★ SC-PF-08-N30	08	1/2	18	10.0	16.5	10.0	76	27	140	PSA-08	SPH-08

■ Material : steel
 ■ Adapter : 060
 ★Made-to-order