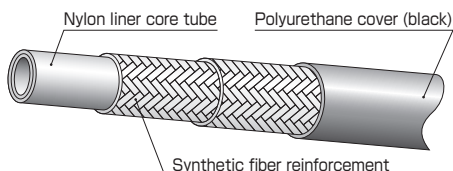


N3000 Series

N3000

Features

- Flexible and tough
- 100R18 Certified (04, 06 and 08 size only)



Part No.	Size			Max. working pressure		Min. burst pressure		Min. bending radius (mm)	Weight (g/m)	Coupling	
	Size No.	I.D. (in.)	I.D. (mm)	O.D. (mm)	(MPa)	(PSI)	(MPa)				(PSI)
N3000-04	04	1/4	6.3	13.3	28.0	4,050	112.0	16,200	50	120	Swage
N3000-06	06	3/8	9.5	17.5	21.0	3,000	84.0	12,000	65	190	
N3000-08	08	1/2	12.7	21.3	21.0	3,000	84.0	12,000	80	280	
N3000-10	10	5/8	15.9	25.5	17.5	2,550	70.0	10,200	120	355	

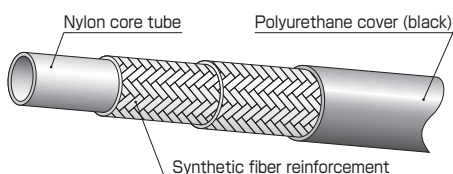
- Appropriate fluid : mineral general operating oil
- Working temperature range : -40 to +100°C
- Length in a unit package : 100m for sizes 04, 06, 08, and 50m for sizes 10

HT (High Temperature) Series

HT (High Temperature)

Features

- High temperature (120°C) oil can be used.



Part No.	Size			Max. working pressure		Min. burst pressure		Min. bending radius (mm)	Weight (g/m)	Coupling	
	Size No.	I.D. (in.)	I.D. (mm)	O.D. (mm)	(MPa)	(PSI)	(MPa)				(PSI)
HT-04	04	1/4	6.3	13.3	28.0	4,050	112.0	16,200	40	125	Swage
HT-06	06	3/8	9.5	17.5	21.0	3,000	84.0	12,000	60	180	
HT-08	08	1/2	12.7	21.3	21.0	3,000	84.0	12,000	80	255	
HT-10	10	5/8	15.9	25.5	17.5	2,550	70.0	10,200	120	355	

- Appropriate fluid : mineral general operating oil
- Working temperature range : -40 to +120°C
- Length in a unit package : 100m for sizes 04, 06, 08, and 50m for sizes 10

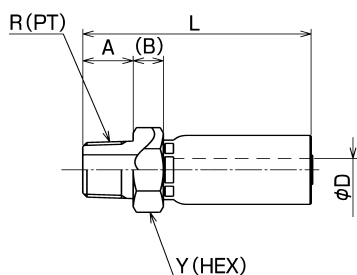
🔗 Stainless fittings are not available for HT series.

[Swage type]

Caution : The size 04 coupling for N3130 can also be used, but the swage die must be used for N3000 and HT.

(For N3000) (For HT)

SA



Part No.	Size No.	R	A	B	Min. I.D. φD	L	Y (HEX)	Weight (g)	Pusher	Die
SA-PT-04	04	1/4	13	8.5	3.9	61	19	60	PSA-04	SPN-04
SA-PT-06-N30	06	3/8	15	9.0	6.8	67	22	90	PSA-06	SPN-06
SA-PT-08-N30	08	1/2	18	10.0	10.0	76	27	140	PSA-08	SPN-08
SA-PT-10-N30	10	3/4	20	10.0	13.0	80	32	180	PSA-10	SPN-10

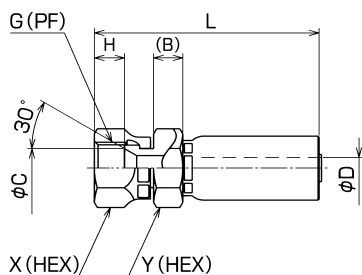
■ Material : steel
 ■ Adapter : 030, 130

Stainless steel type

Part No.	Size No.	R	A	B	Min. I.D. φD	L	Y (HEX)	Weight (g)	Pusher	Die	
										First	Second
SA-PT-04-S	04	1/4	14	8.5	3.9	61	19	60	PSA-04	SPH-04-1-ST	SPN-04
SA-PT-06-N30-S	06	3/8	15	9.0	6.8	67	22	90	PSA-06	SPH-06-1-ST	SPN-06
SA-PT-08-N30-S	08	1/2	18	10.0	10.0	76	27	140	PSA-08	SPH-08-1-ST	SPN-08

■ Material : stainless steel SUS304
 ■ Adapter : 030, 130

SE



Part No.	Size No.	G	B	C	Min. I.D. φD	H	L	X (HEX)	Y (HEX)	Weight (g)	Pusher	Die
SE-PF-04	04	1/4	8.0	9.3	3.9	8.0	64	19	17	75	PSE-04	SPN-04
SE-PF-06-N30	06	3/8	9.5	12.3	6.8	9.5	71	22	19	110	PSE-06	SPN-06
SE-PF-08-N30	08	1/2	9.0	15.5	10.0	12.5	80	27	27	170	PSE-08	SPN-08
SE-PF-10-N30	10	3/4	10.5	21.0	13.1	13.0	84	32	32	220	PSE-10	SPN-10

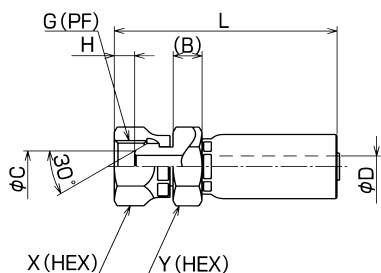
■ Material : steel
 ■ Adapter : 010, 045, 090, 150, 020, 025, 064, 069, 030

Stainless steel type

Part No.	Size No.	G	B	C	Min. I.D. φD	H	L	X (HEX)	Y (HEX)	Weight (g)	Pusher	Die	
												First	Second
SE-PF-04-S	04	1/4	8.0	9.0	3.9	8.0	64	19	19	80	PSE-04	SPH-04-1-ST	SPN-04
SE-PF-06-N30-S	06	3/8	9.5	12.5	6.8	9.5	71	22	22	110	PSE-06	SPH-06-1-ST	SPN-06
SE-PF-08-N30-S	08	1/2	9.0	15.5	10.0	12.5	80	27	27	170	PSE-08	SPH-08-1-ST	SPN-08

■ Material : stainless steel SUS304
 ■ Adapter : 010, 045, 090, 150, 020, 025, 064, 069, 030

SF



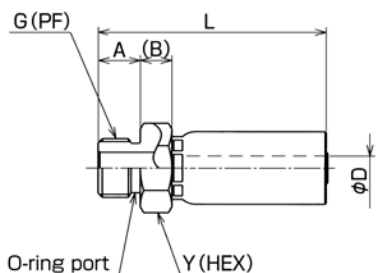
Part No.	Size No.	G	B	C	Min. I.D. φD	H	L	X (HEX)	Y (HEX)	Weight (g)	Pusher	Die
SF-PF-04	04	1/4	8.5	7.5	3.9	5.5	63	19	17	75	PSE-04	SPN-04
SF-PF-06-N30	06	3/8	9.5	10.0	6.8	6.5	71	22	19	110	PSE-06	SPN-06
SF-PF-08-N30	08	1/2	9.0	14.0	10.0	9.0	80	27	27	170	PSE-08	SPN-08
SF-PF-10-N30	10	3/4	10.5	19.0	13.1	9.5	84	32	32	220	PSE-10	SPN-10

■ Material : steel
 ■ Adapter : 110, 145, 190, 130

[Swage type]

Caution : The size 04 coupling for N3130 can also be used, but the swage die must be used for N3000 and HT. **(For N3000) (For HT)**

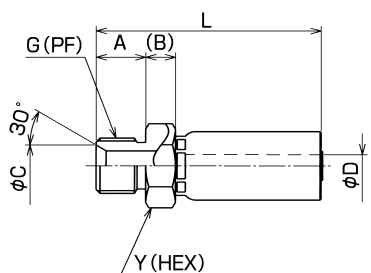
SO



Part No.	Size No.	G	A	B	Min. I.D. φD	L	Y (HEX)	Weight (g)	Pusher	Die
SO-PF-04	04	1/4	11	8.5	3.9	59	19	55	PSA-04	SPN-04
SO-PF-06-N30	06	3/8	12	9.0	6.8	64	22	85	PSA-06	SPN-06
SO-PF-08-N30	08	1/2	15	10.0	10.0	73	27	135	PSA-08	SPN-08

- Material : steel
- O-ring : 04-JIS B2401-P11, 06-JIS B2401-P14, 08-JIS B2401-P18
- 🔗 O-ring is not mounted inside.

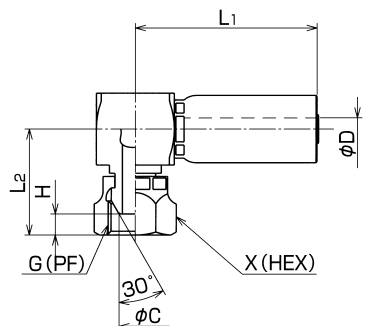
SC



Part No.	Size No.	G	A	B	C	Min. I.D. φD	L	Y (HEX)	Weight (g)	Pusher	Die
SC-PF-04	04	1/4	13	8.5	9.5	3.9	61	19	60	PSA-04	SPN-04
SC-PF-06-N30	06	3/8	15	9.0	12.5	6.8	67	22	90	PSA-06	SPN-06
★ SC-PF-08-N30	08	1/2	18	10.0	16.5	10.0	76	27	140	PSA-08	SPN-08
★ SC-PF-10-N30	10	3/4	20	10.0	22.0	13.0	80	32	180	PSA-10	SPN-10

- Material : steel
- Adapter : 060
- ★ Made-to-order

SL

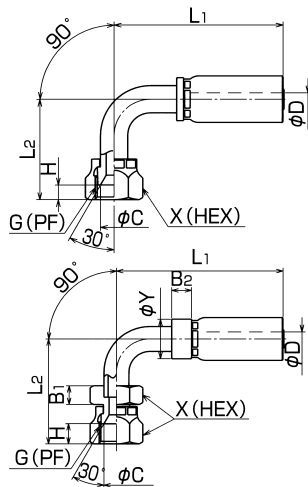


Part No.	Size No.	G	C	Min. I.D. φD	H	L ₁	L ₂	X (HEX)	Weight (g)	Pusher	Die
SL-PF-04	04	1/4	7.5	3.9	5.5	54	28	19	115	PSL-04	SPN-04
SL-PF-06-N30	06	3/8	10.0	6.8	6.5	55	33	22	160	PSL-06	SPN-06
SL-PF-08-N30	08	1/2	13.2	10.0	9.0	62	37	27	255	PSL-08	SPN-08
SL-PF-10-N30	10	3/4	19.0	13.1	9.5	69	42	32	490	PSL-12	SPN-10

- Material : steel
- Adapter : 110, 145, 190, 130, C70, C74, C79

[Swage type]

⚠ **Caution :** The size O4 coupling for N3130 can also be used, but the swage die must be used for N3000 and HT.

(For N3000) (For HT)**AE90, SE90**

Part No.	Size No.	G	C	Min. I.D. φD	H	L ₁	L ₂	X (HEX)	Weight (g)	Pusher	Die
AE90-G-04	04	1/4	9.0	3.2	8.0	59	33	19	75	PFB-01+PA-04	SPN-04
AE90-G-06-N30	06	3/8	12.0	5.6	9.5	73	45	22	122	PFB-01+PA-06	SPN-06
AE90-G-08-N30	08	1/2	15.5	8.7	12.5	83	52	27	189	PFB-01+PA-08	SPN-08

■ Material : steel

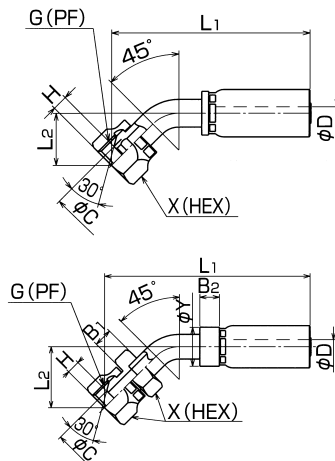
■ Adapter : 010, 045, 090, 150, 020, 025, 064, 069, 030

Part No.	Size No.	G	C	Min. I.D. φD	H	L ₁	L ₂	X (HEX)	Weight (g)	Pusher	Die
★ SE90-PF-10-N30	10	3/4	21.0	13.1	13.0	105	76	32	354	PFB-02+PHB-12	SPN-10

■ Material : steel

■ Adapter : 010, 045, 090, 150, 020, 025, 064, 069, 030

★Made-to-order

AF45, SF45

Part No.	Size No.	G	C	Min. I.D. φD	H	L ₁	L ₂	X (HEX)	Weight (g)	Pusher	Die
AF45-G-04	04	1/4	7.0	3.2	5.5	73	19	19	70	PFB-01+PA-04	SPN-04
AF45-G-06-N30	06	3/8	10.0	5.6	6.5	85	23	22	115	PFB-01+PA-06	SPN-06
AF45-G-08-N30	08	1/2	14.0	8.7	9.0	103	29	27	185	PFB-01+PA-08	SPN-08

■ Material : steel

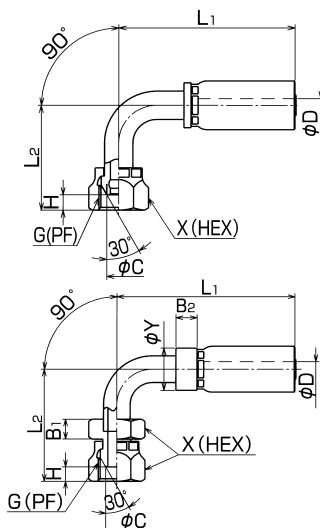
■ Adapter : 110, 145, 190, 130

Part No.	Size No.	G	C	Min. I.D. φD	H	L ₁	L ₂	X (HEX)	Weight (g)	Pusher	Die
★ SF45-PF-10-N30	10	3/4	19.0	13.1	9.5	126	40	32	335	PFB-02+PHB-12	SPN-10

■ Material : steel

■ Adapter : 110, 145, 190, 130

★Made-to-order

AF90, SF90

Part No.	Size No.	G	C	Min. I.D. φD	H	L ₁	L ₂	X (HEX)	Weight (g)	Pusher	Die
AF90-G-04	04	1/4	7.0	3.2	5.5	61	33	19	75	PFB-01+PA-04	SPN-04
AF90-G-06-N30	06	3/8	10.0	5.6	6.5	74	45	22	125	PFB-01+PA-06	SPN-06
AF90-G-08-N30	08	1/2	14.0	8.7	9.0	83	52	27	190	PFB-01+PA-08	SPN-08

■ Material : steel

■ Adapter : 110, 145, 190, 130

Part No.	Size No.	G	C	Min. I.D. φD	H	L ₁	L ₂	X (HEX)	Weight (g)	Pusher	Die
★ SF90-PF-10-N30	10	3/4	19.0	13.1	9.5	105	77	32	360	PFB-02+PHB-12	SPN-10

■ Material : steel

■ Adapter : 110, 145, 190, 130

★Made-to-order