






# Belts for the Printing and Bookbinding Industry

## Product Usage Safety Guidelines

※Before use, carefully read and follow the safety precautions below.


For safe use, this documentation and Nitta's products utilize various symbols and signal words. After reviewing the "Severity of Risk" section below to understand the meanings of those symbols and signal words, read the safety precautions and follow the instructions listed.

■ Improper use (ignoring the symbols and signal words) may result in the following risks:



Symbol and Signal Word	Severity of Risk
 <b>DANGER</b>	Indicates situation that may result in imminent risk of death or serious injury if ignored or incorrectly handled.
 <b>WARNING</b>	Indicates situation that may lead to high risk of death or serious injury if ignored or incorrectly handled.
 <b>CAUTION</b>	Indicates situation that may lead to injury and physical damage if ignored or incorrectly handled.
 Signs Prohibited Action	<b>Meaning of Signs</b> Indicates actions that must never be taken under any circumstances when handling products.
 Mandatory Action	Indicates actions that must always be taken when handling products, without exception.

### 1. Function and Performance





-  **DANGER** 
- Do not use belts as hoisting or towing equipment.

-  **WARNING**
- Do not use belts beyond the acceptable ranges specified in this catalogue.
  - In situations where static electricity generating in the transmission or conveying device could risk causing a fire or causing the control device to malfunction, use an antistatic belt. Install a neutralization apparatus in the device.
  - If belt encounters friction against frame or table, temperature range may be exceeded due to frictional heat, potentially causing premature belt wear.
  - If water, oil, chemicals, dust, etc. adhere to belts or pulley, it may decrease transmission efficiency or cause premature belt wear.
  - Do not use belts for conveying unpackaged food.



### 2. Storage and Shipping

-  **WARNING**
- Keep belts away from fire.
  - Belts are combustible; do not store or use them near fire or a high-temperature heat source.
  - When storing heavy belts, fix them in place using appropriate jigs or stoppers to prevent falling or rolling.
-  **CAUTION**
- When storing and shipping belts, do not distort them excessively. Bending deformation may occur, potentially causing belts to become damaged or break prematurely.
  - When storing belts, keep them under a textile covering such as a sheet and put them in a well-ventilated, low-humidity place free from direct sunlight.
  - Store belts in their original packaging until needed.

### 3. Installation and Daily Use

-  **DANGER** 
- Be sure to put a safety cover over the rotating part of the machine including the belt; hair, gloves or clothes may get caught in the belt pulley.
  - Before maintenance, inspection or replacement, be sure to turn off the switch and confirm that the machine has stopped.
-  **WARNING**
- When cleaning belts, do not use chemicals harmful to humans.
-  **CAUTION**
- After replacing a belt with a new one, perform a test operation to adjust tension, elongation rate and operation.
  - Do not attach belts forcibly; use a motor slide, a tension pulley or a special pulling device.
  - If abnormal noise, snaking, deviation, slipping, etc. occur, stop the belt immediately for inspection.

### 4. Installation, Endless Processing, etc.

-  **WARNING**
- When using solvent or adhesive, fully ventilate the workspace and keep away from fire.
  - Do not leave solvent or adhesive on site. Return them to storage immediately after finishing use.
-  **CAUTION**
- Perform endless joining of belts by using the materials, methods and procedures specified by Nitta.

### 5. Handling Used Belts

-  **WARNING**
- Do not leave belts near fire.
-  **CAUTION**
- Do not burn used belts; harmful gases may be generated.
  - Lawfully dispose of used belts as industrial waste.

## NITTA CORPORATION

4-4-26 Sakuragawa Naniwa-ku, Osaka 556-0022 Japan  
Phone:+81-6-6563-1225 Fax:+81-6-6563-1242  
<https://www.nitta.co.jp/en>



### NITTA CORPORATION OF AMERICA

7605 Nitta Drive, Suwanee, GA 30024, U.S.A.  
Phone:+1-770-497-0212 Fax:+1-770-623-1398  
<http://www.nitta.com>

### NITTA CORPORATION OF HOLLAND B.V.

Berenkoog 25, 1822 B.H. Alkmaar, The Netherlands  
Phone:+31-72-5622234 Fax:+31-72-5613238  
<http://www.nitta.nl>

### NITTA (SHANGHAI) MANAGEMENT CO., LTD

Room2705, Shenggao International Building, No.137 Xianxia Road, Shanghai 200051 CHINA  
Phone:+86-21-6229-6000 Fax:+86-21-6229-9606  
<http://www.nitta-cn.com>

### NITTA CORPORATION INDIA PVT. LTD.

Gat No 191, 192, and 193, Plot No B, Village Vadhu Khurd, Taluka Haveli Dist Pune-412216, INDIA  
Phone:+91-20-6731-3400 Fax:+91-20-6731-3401  
<http://www.nitta.co.in>

### KOREA NITTA MOORE CORP.

377, Sanho-daero, Gumi-City, Gyeong-Buk, 39263, Korea  
Phone:+82-54-461-5575 Fax:+82-54-461-5350  
<http://www.nitta.co.kr/>

### TAIWAN NITTA FILTER CO.,LTD.

Headquarters: Chia Hsin Building 10FL Room No. 1005, 96 Chung Shan North Road Section 2, Taipei, Taiwan  
Phone:+886-2-2581-6296 Fax:+886-2-2563-4900  
<http://www.nitta.com.tw>

### NITTA INDUSTRIES EUROPE GmbH

Heerdter Lohweg 35, 40549 Dusseldorf, Germany  
Phone:+49-211-537535-000 Fax:+49-211-537535-001  
<http://www.nitta.de>

### NITTA CORPORATION OF SINGAPORE PTE LTD.

120 Lower Delta Road, #05-07/08  
Cendex Centre, Singapore 169208  
Phone:+65-6438-8738 Fax:+65-6438-8793  
<http://www.nitta.com.sg>  
<Liaison Office> Indonesia, Vietnam

### NITTA CORPORATION (THAILAND) LIMITED

7/472 Moo 6, Tambol Mabyangporn, Amphur Pluakdaeng, Rayong Province 21140, THAILAND  
Phone:+66-38-018-301 Fax:+66-38-018-304  
<http://www.nittathai.com>

### NITTA BRASIL

Rua Francisco Mommenshon, 50B, Galpão 02  
Laranjeiras, Caieiras, São Paulo, 07743-150, Brazil  
Phone/Fax:+55-11-4441-2922  
<http://www.nitta.com.br>

### NITTA CORPORATION OF CANADA INC.

405 Industrial Drive Unit 1-8, Milton, Ontario Canada L9T 5B1  
Phone:+1-905-878-5552 FAX:+1-905-878-0344  
<https://www.nittacorp.ca>

# NITTA CORPORATION

# The NITTA Advantage-Innovative Products and Solutions



Wide Variety

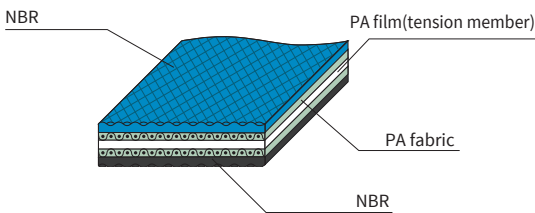
Long Life

Abrasion Resistance

High Flexibility

Anti-Static

## PolyBelt™



Standard Elongation ... **1%**

### Type Code

**SG** - **500**  
**L** - **350**

【PA Film Thickness (mm)×1000】  
500 ... 0.5mmT×1000  
350 ... 0.35mmT×1000

【Surface Material】  
SG ... Slight green coated fabric  
L ... Light  
M ... Middle  
H ... Heavy

*Super-strong polyamide core, extended-life skived joining, high operating duty cycles*

### High Strength, Long Life

High flexibility and rugged design for heavy-duty applications. Polyamide core accommodates shock loads, and wide choice of covers provide abrasion resistance, giving long, dependable service.

### Electrically Conductive

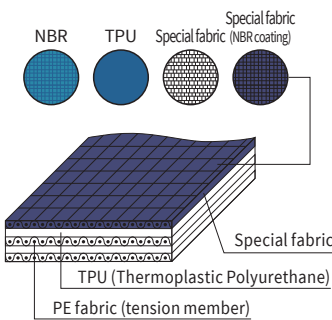
Materials with anti-static properties are used in specific layers to provide permanent conductivity, eliminating build-up of electro-static charges.

### Environmental Resistance

Selected materials are not susceptible to oil contamination. They demonstrate high energy efficiency and maintain high friction resistance. Covers and polyamide core are designed for printing and paper processing with high tear resistance in folder, sheeting and finishing line paper jams.

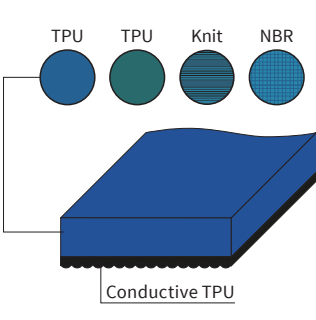
## PolySprint™

### ●PE Fabric Tension Member Type



Standard Elongation ... **1%**

### ●Elastic Type



Standard Elongation ... **5%**

### Type Code

【Belt Thickness (mm)×10】

**LA** - **4E** **14**  
**FZ** - **5E** **12**

【Surface Material】  
LA ... Blue NBR on both surfaces  
FZ ... Special Fabric + NBR on bottom side

【Belt Tension (N/mm)】  
(1% Elongation at 200hrs running)

### Type Code

【Belt Thickness (mm)×10】

**TA** **09**  
**GTD**

【Surface Material】  
TA ... Blue TPU  
GTD ... Dark Blue NBR + TPU

*Finger-spliceable, easy installation, quick-melt urethane, high-strength polyester core*

### Ease of Joining

A single action Nitta cutter eliminates the tedious task of multiple cuts that can lead to mismatched and non-aligned joints. Finger-splice joints are completed without adhesive. Nitta presetter guiderails ensure alignment.

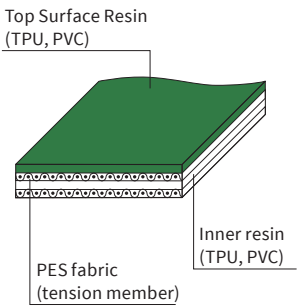
### Dimensional Stability

Polyester fabric used as tension member provides high dimensional stability. Selected materials are temperature and humidity tolerant.

### Abrasion Resistance

High temperature friction resistant covers and fabric exclusively designed for printing and paper.

## Conveyor Belt



Standard Elongation ... **0.5%**

(Depending on type)

### Type Code

【Belt Construction】  
A ... Resin/Fabric  
D ... Fabric/Fabric

**GUTW** - **12** **A**  
**GU** - **12** **A**

【Strength (N/mm)÷10】

【Surface Material】  
GUTW ... Green TPU+TW pattern  
GU ... Green TPU

*Hundreds of configurations, wide variety of surfaces*

### Extensive Selection

Conveyor Belt and other product categories offer many possible options.

### Many Applications

Light-/medium-duty use throughout pressrooms and binderies.



Specifications

Products	Belt Type	Thickness (mm)	Surface material(color)※1	Tension member	Minimum pulley diameter (mm)	Tension after relaxation (N/mm) ※3	Standard elongation (%)	Recommended elongation range (%)	Weight (kg/m <sup>2</sup> )	Antistatic	Temperature range (°C)	Maximum width (mm)		Printing processes					Bookbinding processes			Features	Finger Splice	Skived Splice	Splicing Tool Number (Page 9-10)		
														Brake belt	Offset Sheet Fed Press	Offset Web Press	Gravure Rotary Press	Newspaper Rotary Press		Folding machine	Saddle stitcher line					Bookbinder	Sheeter
PolyBelt™	TPS-3SN	1.10	PA special fabric (purple) / NBR coating fabric (black)	PA	φ30	3.4	1	1 to 3	0.8	●	-20 to 80	300			●								Abrasion resistance, top very slippery, bottom has moderate coefficient of friction.	●		1 2・1 3	
	KCS-350	1.10	PA fabric (blue) / NBR coating fabric (black)	PA	φ30	2.6	1	1 to 3	0.8	●	-20 to 80	300			●								Top very slippery, bottom has moderate coefficient of friction.	●		1 2・1 3	
	KCS-500	1.20	PA fabric (blue) / NBR coating fabric (black)	PA	φ40	3.8	1	1 to 3	1.0	●	-20 to 80	300			●								Top very slippery, bottom has moderate coefficient of friction.	●		1 2・1 3	
	SG-250	0.80	NBR coating fabric (green) / NBR coating fabric (black)	PA	φ20	1.5	1	1 to 3	0.8	●	-20 to 80	300		●									Moderate slip, strong grip	●		1 2・1 3	
	SG-350	0.95	NBR coating fabric (green) / NBR coating fabric (black)	PA	φ30	2.6	1	1 to 3	0.9	●	-20 to 80	300		●			●	●		●		●	Moderate slip, strong grip	●		1 2・1 3	
	SG-500	1.10	NBR coating fabric (green) / NBR coating fabric (black)	PA	φ40	3.8	1	1 to 3	1.1	●	-20 to 80	300		●	●				●	●			Moderate slip, strong grip, flange resistance, high-speed application	●		1 2・1 3	
	SGL-500	1.30	NBR coating fabric (green) / NBR (black)	PA	φ40	3.8	1	1 to 3	1.4	●	-20 to 80	300		●	●								Moderate slip, strong grip, flange resistance, high-speed application	●		1 2・1 3	
	SG-750-2P	1.10	NBR coating fabric (green) / PA (clear)	PA	φ50	5.6	1	1 to 3	1.2	—	-20 to 80	300					●						Ink-repellent, flange resistance	●		1 2・1 3	
	L-250	1.25	NBR (blue) / NBR (black)	PA	φ20	1.5	1	1 to 3	1.4	●	-20 to 80	300			●								Stable coefficient of friction and high abrasion resistance	●		1 2・1 3	
	L-350	1.40	NBR (blue) / NBR (black)	PA	φ30	2.6	1	1 to 3	1.6	●	-20 to 80	300			●				●				Stable coefficient of friction and high abrasion resistance	●		1 2・1 3	
	L-500	1.55	NBR (blue) / NBR (black)	PA	φ40	3.8	1	1 to 3	1.8	●	-20 to 80	300			●				●				Flange resistance, high-speed application	●		1 2・1 3	
	IRTA-350	1.15	NBR (green) / PA fabric (blue)	PA	φ30	2.6	1	1 to 3	1.2	●	-20 to 80	300			●							●	Top surface has high coefficient of friction, bottom surface is very slippery.	●		1 2・1 3	
	GLTA-350	1.50	NBR (blue) / PA fabric (blue)	PA	φ30	2.6	1	1 to 3	1.6	●	-20 to 80	300			●							●	Top surface has high coefficient of friction, bottom surface is very slippery.	●		1 2・1 3	
PolySprint™	PE Fabric Tension Member Type	NB-2E10	1.00	TPU (blue) / Knit (blue)	PEs	φ15	2.0	1	0.5 to 2	1.2	●	-20 to 60	500								●	Quick & easy splicing, durability of splice area, abrasion resistance, high tension	●		1・6・8・9・1 0		
		NSZ6201N(NGT-3E14) <span>NEW</span>	1.50	Knit (blue) / Special fabric (gray)	PEs	φ20	3.0	1	0.5 to 2	1.6	●	0 to 60	500								●	Quick & easy splicing, durability of splice area, abrasion resistance, high tension, high antistatic, soft surface	●		1・6・8・9・1 0		
		TTP-8E18N	1.80	Special fabric (purple) / Special fabric (white)	PEs	φ40	8.0	1	0.5 to 2	1.8	●	-20 to 60	500					●	●					Quick & easy splicing, durability of splice area, abrasion resistance	●		1・6・8・9・1 0
		TTZ-4E10LF	1.00	Special fabric (white) / Special fabric (NBR coating)(green)	PEs	φ30	4.0	1	0.5 to 2	1.0	●	-20 to 60	500		●	●		●	●	●	●	●		Quick & easy splicing, durability of splice area, abrasion resistance, moderate slip	●		1・6・8・9・1 0
		TTF-4E10	1.00	Special fabric (gray) / Special fabric (gray)	PEs	φ15	4.0	1	0.5 to 2	1.0	●	-20 to 60	340		●						●	●		Quick & easy splicing, soft surface	●		1・6・8・9・1 0
		FZ-5E12	1.25	Special fabric (green) / NBR (blue)	PEs	φ35	5.0	1	0.5 to 2	1.2	●	-20 to 60	500		●	●		●	●	●	●	●	●	Quick & easy splicing, durability of splice area, abrasion resistance, moderate slip	●		1・6・8・9・1 0
		LA-4E14	1.40	NBR (blue) / NBR (blue)	PEs	φ20	4.0	1	0.5 to 2	1.5	●	-20 to 60	500							●	●	●	●	Quick & easy splicing, durability of splice area, abrasion resistance, high flexibility, general use	●		1・6・8・9・1 0
		TFL-15E20	2.00	NBR (dark blue) / NBR (black)	PEs	φ25	15.0	1	0.5 to 2	2.3	●	0 to 60	500					●						Quick & easy splicing, durability of splice area, abrasion resistance, high flexibility, high tension	●		3 or 5・7・9・10
		SLA-8E14	1.40	NBR (blue) / NBR (blue)	PEs	φ25	8.0	1	0.5 to 2	1.7	●	-20 to 60	500					●	●	●				Quick & easy splicing, high flexibility, high tension	●		2 or 4・7・9・10
		GTD	1.45	NBR (dark blue) / TPU (black)	—	φ25	1.1	5	3 to 8	1.7	●	0 to 60	450						●	●	●	●	●	Quick & easy splicing, elastic type, abrasion resistance, high tear resistance	●		1・6・8・9・1 0
	Elastic Type	NTD	1.35	Knit (blue) / TPU (black)	—	φ25	1.0	5	3 to 8	1.3	●	0 to 60	550						●	●	●	●		Quick & easy splicing, elastic type, moderate slip, high tear resistance	●		1・6・8・9・1 0
		TA09	0.90	TPU (blue) / TPU (black)	—	φ20	0.4	5	3 to 8	0.9	●	-20 to 60	1000						●	●	●	●	●	Quick & easy splicing, elastic type, thin type	●		1・6・8・9・1 0
		TA12	1.20	TPU (blue) / TPU (black)	—	φ20	0.7	5	3 to 8	1.1	●	-20 to 60	1000						●	●	●	●	●	Quick & easy splicing, elastic type, general use	●		1・6・8・9・1 0
		TA-S6	0.90	TPU (blue) / TPU (black)	Knit	φ25	0.6	5	3 to 8	1.0	●	-20 to 60	500						●	●	●	●		Quick & easy splicing, elastic type, high tear resistance	●		1・6・8・9・1 0
		HTA09	0.90	Hard TPU (green) / TPU (black)	—	φ25	0.5	5	3 to 8	0.9	●	-20 to 60	330						●	●	●	●		Quick & easy splicing, elastic type, moderate slip	●		1・6・8・9・1 0
		NTA	1.00	Knit (blue) / TPU (black)	—	φ25	0.5	5	3 to 8	0.9	●	-20 to 60	550						●	●	●	●	●	Quick & easy splicing, elastic type, moderate slip	●		1・6・8・9・1 0
		NTA14 <span>NEW</span>	1.40	Knit (blue) / TPU (black)	—	φ25	0.6	5	3 to 8	1.3	●	-20 to 60	1000						●	●	●	●	●	Quick & easy splicing, elastic type, moderate slip	●		1・6・8・9・1 0
		TC	1.40	TPU (green) / TPU (black)	—	φ25	0.8	5	3 to 8	1.5	●	-20 to 60	1000						●	●	●	●	●	Quick & easy splicing, elastic type, high tension	●		1・6・8・9・1 0
		SNTC-RB20B	2.00	Soft TPU (green) / TPU (blue)	Knit	φ25	0.8	5	3 to 8	1.8	●	-20 to 60	1030						●	●	●	●	●	Elastic type, strong grip	●		—
		Conveyor Belt	GUF-12A-G	1.50	Fluororesin (gray) / PE (white)	PEs	φ50 <sup>※2</sup>	2.0	0.5	0.3 to 1	1.6	●	-20 to 80	1000									●	●	Slippery surface, releasability, ink-repellent	●	●
GUTW-12A	1.80		TPU (green) / PE (white)	PEs	φ30 <sup>※2</sup>	2.0	0.5	0.3 to 1	1.7	●	-20 to 80	1500											Stable and high coefficient of friction	●	●	—	
GU-12A	1.30		TPU (green) / PE (white)	PEs	φ20 <sup>※2</sup>	2.0	0.5	0.3 to 1	1.3	●	-20 to 80	1500											General use	●	●	—	
GUSRB-14ANL	2.10		Soft TPU (green) / PE (white)	PEs	φ40 <sup>※2</sup>	2.0	0.5	0.3 to 1	1.8	●	-20 to 80	1500											Strong grip, angled conveyor	●	●	—	
GU-12DS	1.00		Special fabric (green) / PE (white)	PEs	φ40	2.0	0.5	0.3 to 1	1.0	●	-20 to 80	1500											Soft surface, slippery surface		●	—	
WEU-7DNS <span>NEW</span>	0.85		Special fabric (white) / PE (white)	PEs	φ10	0.8	0.5	0.3 to 1	0.8	●	-20 to 80	1450											Slippery surface, soft surface	●	●	—	
SEB™	SE-F50-SBUK	0.80	MUR (black) / PE (gray)	PEs	φ10	2.5	2	1 to 3	0.8	●	-20 to 60	200		●									Abrasion resistance, oilresistance			—	
	SE-F100-SBUK	0.80	MUR (black) / PE (gray)	PEs	φ10	3.9	2	1 to 3	0.8	●	-20 to 60	200		●									Abrasion resistance, oilresistance			—	

※1 : Also possible to use the reverse side depending on application. Material PA: Polyamide PEs: Polyester TPU: Thermoplastic Polyurethane NBR: Nitrile Rubber MUR: Millable Urethane Rubber  
※2 : For finger splice. ※3 : Tension measured after running for 200 hours.

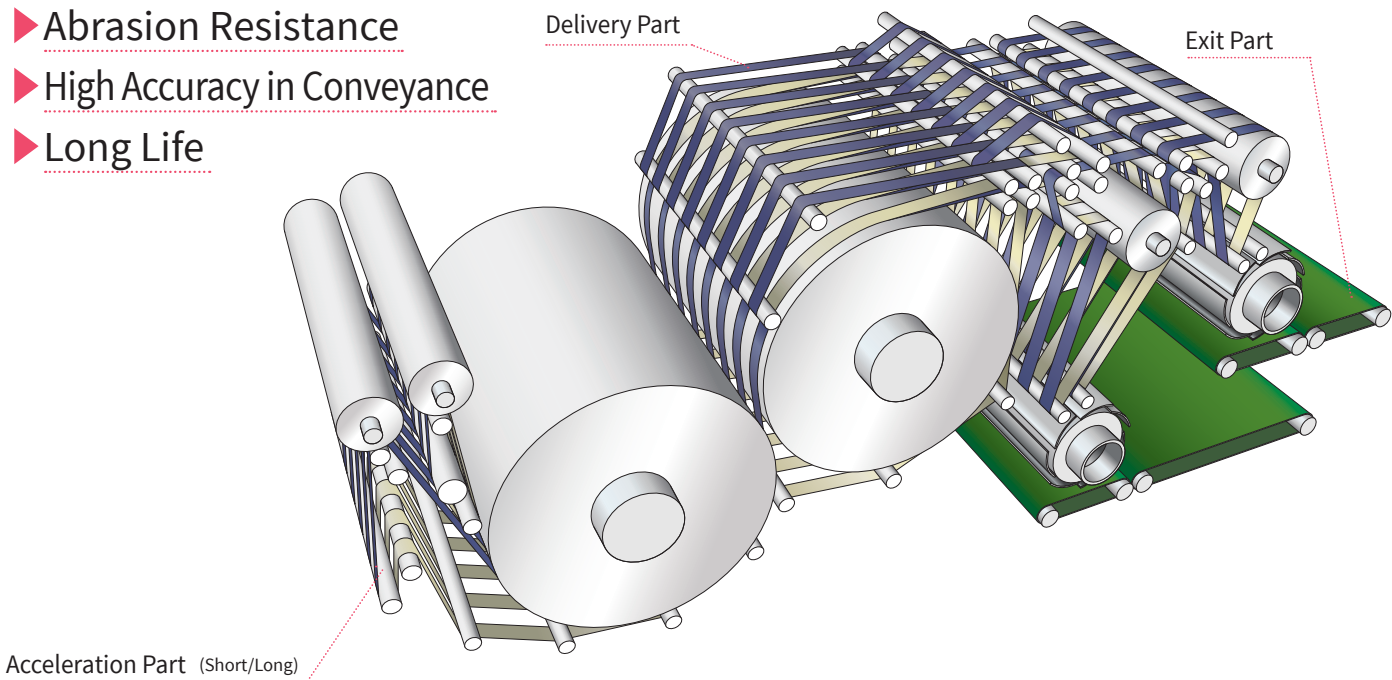
Notes: ・Please contact us for minimum endless length of PolyBelt and Conveyor Belt.  
・Please contact us for Conveyor Belt splicing tools.

# Belting for Printing

## Applications

### 【 Features 】

- ▶ Abrasion Resistance
- ▶ High Accuracy in Conveyance
- ▶ Long Life

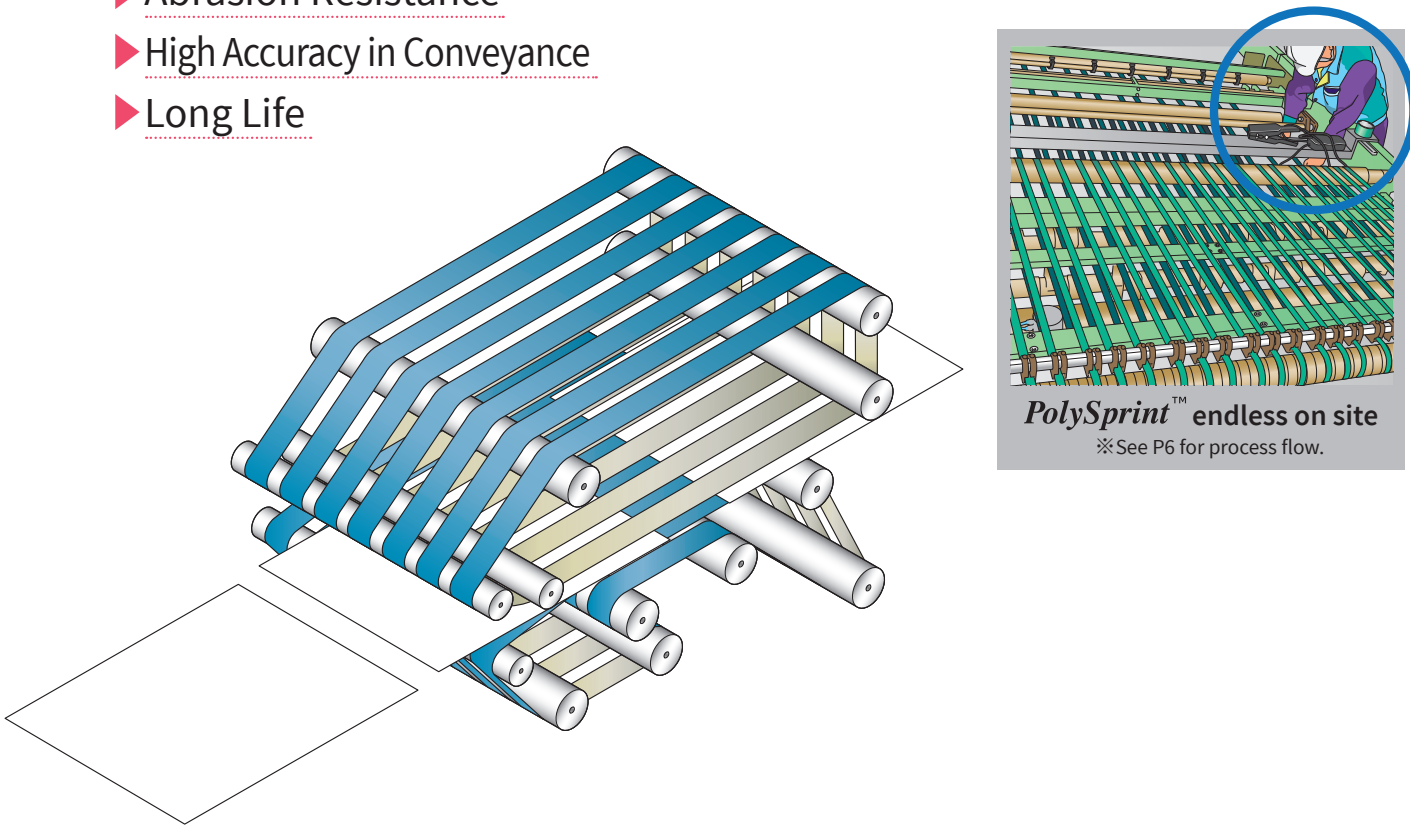


# Belting for Sheeter

## Applications

### 【 Features 】

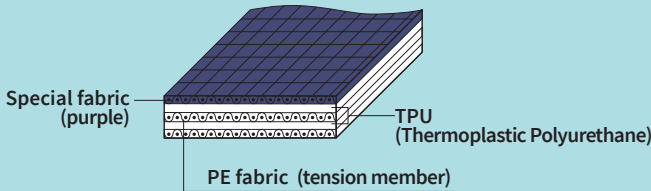
- ▶ Abrasion Resistance
- ▶ High Accuracy in Conveyance
- ▶ Long Life



## Long life · Special surface fabric to improve abrasion resistance

For folding section of an offset rotary printing machine TPS-3SN

For folding section of a gravure rotary printing machine TTP-8E18N



【PolySprint™ TTP-8E18N】

### Gravure Rotary Press

Application	Recommended belt type		Features
	Product line	Type	
Acceleration Part (Short/Long)	PolySprint	TTP-8E18N	Durability of splice area, abrasion resistance
Delivery Part (after folding part)			Durability of splice area, abrasion resistance
Exit Part	Conveyor Belt	GUSRB-14ANL, GUTW-12A, etc.	Strong grip due to coefficient of friction, general use

### Offset Web Press

Application	Recommended belt type		Features
	Product line	Type	
Folder	PolySprint	TTZ-4E10LF	Moderate slipperiness and grip, abrasion resistance, flange resistance
	PolyBelt	TPS-3SN, SG types	
Chopper	PolySprint	FZ-5E12, TTZ-4E10LF	Moderate slipperiness and grip, abrasion resistance, flange resistance, high tension
	PolyBelt	SG types	
Exit, Stacker	Conveyor Belt	GUSRB-14ANL, GU-12A, etc.	Moderate grip, general use

### Offset Sheet Fed Press


Application	Recommended belt type		Features
	Product line	Type	
Sheet Feeder	PolySprint	FZ-5E12, TTZ-4E10LF, TTF-4E10	Moderate slipperiness and grip, abrasion resistance, flange resistance
	PolyBelt	TPS-3SN, SG types	

### Sheeter

Application	Recommended belt type		Features
	Product line	Type	
Sheet Feeder	PolySprint	NB-2E10, TTZ-4E10LF	Moderate slipperiness, abrasion resistance
		GTD	Usable even on fixed pulleys
		FZ-5E12	Moderate grip
	PolyBelt	TPS-3SN, SG types	Moderate grip

## No experience required / No adhesive required

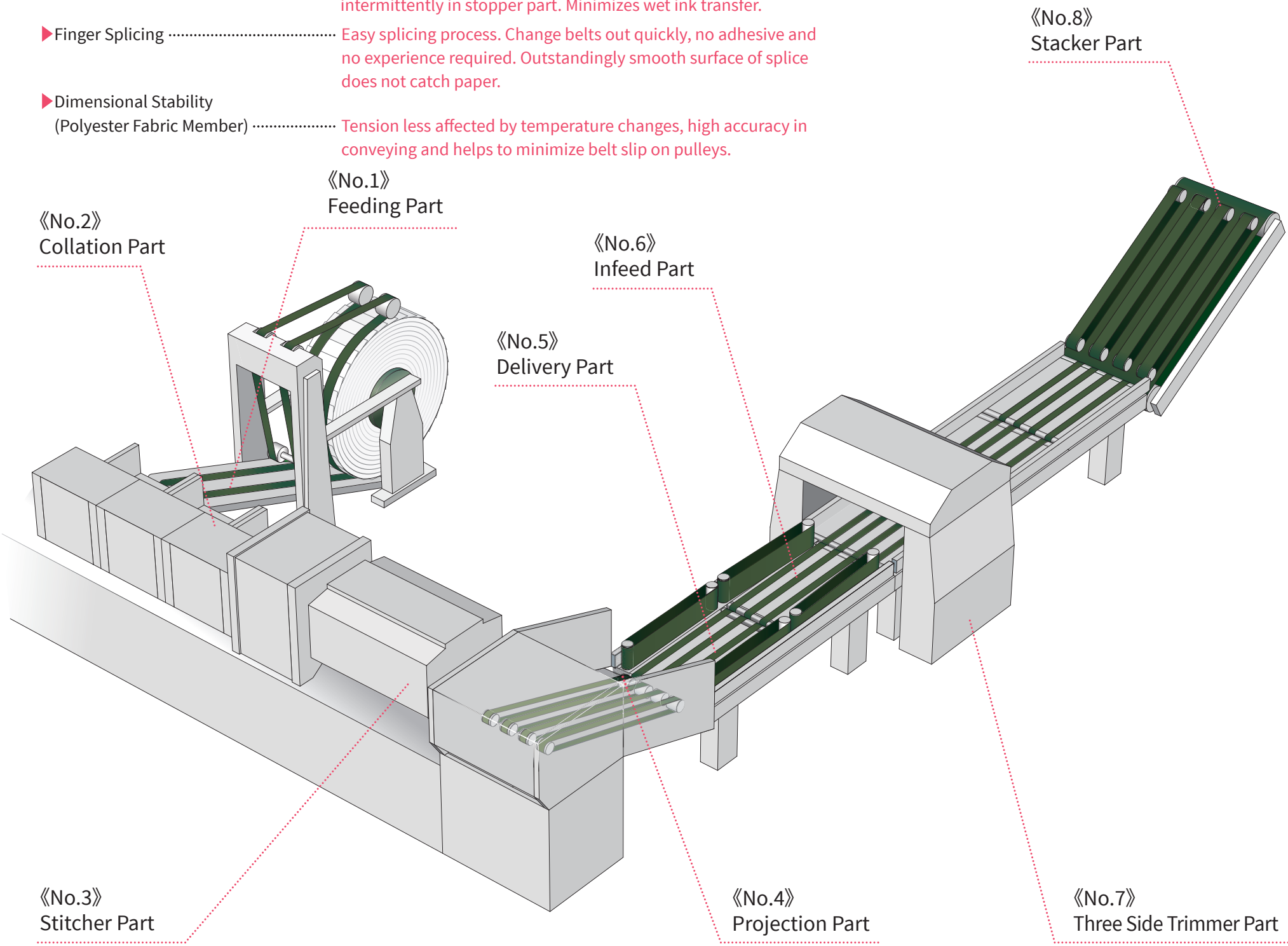
PolySprint™ type offers quick recovery from sudden belt breaking!





【 Features 】

- ▶ Friction Coefficient  
Suitable for Conveying Paper ..... Stable conveyance, abrasion resistance.
- ▶ Belt Surface  
Avoids Damage to Paper ..... Soft fabric surface avoids damage to paper even with belt running intermittently in stopper part. Minimizes wet ink transfer.
- ▶ Finger Splicing ..... Easy splicing process. Change belts out quickly, no adhesive and no experience required. Outstandingly smooth surface of splice does not catch paper.
- ▶ Dimensional Stability  
(Polyester Fabric Member) ..... Tension less affected by temperature changes, high accuracy in conveying and helps to minimize belt slip on pulleys.



Inside-Binding Bookbinder

No.	Application	Recommended belt type		Features
		Product line	Type	
1	Feeding Part	PolySprint	FZ-5E12	Strong grip due to coefficient of friction
		Conveyor Belt	GUSRB-14ANL, etc.	
2	Collation Part	PolySprint	LA-4E14 FZ-5E12	High flexibility
3	Stitcher Part	—	—	—
4	Projection Part	PolySprint	FZ-5E12 TTZ-4E10LF	Strong grip, abrasion resistance
5	Delivery Part	PolySprint	FZ-5E12 TTZ-4E10LF	Stable coefficient of friction, flange resistance
6	Infeed Part	PolySprint	FZ-5E12 TTZ-4E10LF	Stable coefficient of friction, twist resistance
7	Three Sides Trimmer Part	PolySprint	FZ-5E12 TTZ-4E10 TTZ-4E10LF	Soft surface, high flexibility
8	Stacker Part	PolySprint	FZ-5E12 TTZ-4E10LF	Stable coefficient of friction, flange resistance

Collator

Application	Recommended belt type		Features
	Product line	Type	
Vertical Conveyance	PolySprint	LA-4E14 SLA-8E14	Stable coefficient of friction
Exit	PolySprint	TA09 TA12 HTA09 GTD NTD, etc.	Elastic type, stable tension


Folding Machine

Application	Recommended belt type		Features
	Product line	Type	
Feeding	PolySprint	LA-4E14 SLA-8E14 FZ-5E12 TTZ-4E10LF	Stable coefficient of friction
	PolyBelt	L types	
Folding	PolySprint	FZ-5E12 TTZ-4E10LF, etc.	Moderate slip, abrasion resistance, flange resistance
	PolyBelt	SG types	

Splicing Tools (PolySprint™, PolyBelt™)

PolySprint™

Nitta's PolySprint tools make it quick and easy to replace broken belts with minimal downtime. Our presses are designed with small profiles to fit into tight spaces, so there is no need to disassemble the machine.



Video demonstrating how to use PolySprint™ tools

Quick and Easy Splicing (No Experience Required)  
Finger Splicing (No Adhesive Needed)

Finger Puncher : A tool to make finger splices.

Item No.	Type	Appearance	Features	Max. Belt Width (mm)	Max. Belt Thickness (mm)	Size			Wt. (kg)	Finger Length × Pitch (mm)
						W (mm)	L (mm)	H (mm)		
1	FP30-10-50N		Single action punching system	50	2.0	135	400	390	3.4	30×10
	FP30-10-100		Single action punching system	100	2.0	200	500	504	7.0	30×10
2	FP70-10-50		Precise indexing system, allows user to punch aligned 10mm pitch fingers in stages across the width of the belt	50	6.0	180	600	250	9.0	70×10
3	FP120-10-50									120×10
4	FP70-10-100		Precise indexing system, allows user to punch aligned 10mm pitch fingers in stages across the width of the belt	100	6.0	230	610	250	10.4	70×10
5	FP120-10-100									120×10

Heating Press : A press tool to join belts by heating and pressurizing for a specific time. No adhesives are required.

Item No.	Type	Appearance	Features	Max. Belt Width (mm)	Max. Belt Thickness (mm)	Size			Wt. (kg)	Finger Length×Pitch (mm)	Power	Temp. (°C)
						W (mm)	L (mm)	H (mm)				
6	NPS-3050 H1		Heat press for finger splicing, with digital temperature readout	50	2.0	84	250	100	1.5	30×10	100V	~ 200
	NPS-3050 H2										200V	
	NPS-0310 H1		Heat press for finger splicing, with digital temperature readout	100	2.0	107	365	112	4.1	30×10	100V	~ 200
	NPS-0310 H2										200V	
7	NPS-1210A-1		Automated heating and cooling press	100	6.0	230	320	180	9.5	70×10 120×10	100V	~ 200
	NPS-1210A-2										200V	

PolySprint™ PolyBelt™

Cooling Press : A tool to cool splices after heating and pressurizing. No power is required.

Item No.	Type	Appearance	Features	Max. Belt Width (mm)	Max. Belt Thickness (mm)	Size			Wt. (kg)	Finger Length×Pitch (mm)
						W (mm)	L (mm)	H (mm)		
8	NPS-3050C		Cooling press for finger splicing, no power required.	50	2.0	80	224	92	0.6	30×10
	NPS-0310C		Cooling press for finger splicing, no power required.	100	2.0	102	311	102	2.4	30×10

Accessories

Item No.	Type	Appearance	Features	
9	Presetter		Standard	A jig to temporarily hold the belts straight in place when pressing. Presetters are available in widths that match press type and belt width.
			EB Version	Presetter with an optional “extended base” design to help keep the splice area centered when pressing.
10	Clamps (2 Pieces)		Clamps for holding presetter together when pressing (Press 6&8)	
11	PolySprint Toolkit Complete 30mm Finger Joining Kit		FP30-10-50N, NPS-3050H, NPS-3050C, Presetter, Clamps and Case Total weight 7.8kg W43×H37×T16(cm)	

PolyBelt™

Poly Skiver : A tool to make skived splices.

Item No.	Type	Appearance	Features	Max. Belt Width (mm)	Max. Belt Thickness (mm)	Size			Wt. (kg)	Power
						W (mm)	L (mm)	H (mm)		
12	PS153		PolyBelt skiver for making a skived splice. Highly reliable and widely accepted.	150	3.0	400	380	435	33	100V or 200V

Poly Press : A heat press tool for skived splices.

Item No.	Type	Appearance	Features	Max. Belt Width (mm)	Max. Belt Thickness (mm)	Size			Wt. (kg)	Power	Temp. (°C)
						W (mm)	L (mm)	H (mm)			
13	PI-50		PolyBelt press for skived splicing. Lightweight, easy to use and widely accepted.	50	2.5	112	160	90	1.3	100V or 200V	110
	PP103		PolyBelt press for skived splicing. Highly reliable and widely accepted.	100	5.0	140	295	150	3.1	100V or 200V	110

\*PolyBelt splicing tools require the correct type of chemical adhesive (Polybond) for the belt being made endless.

PolyBelt™

TPS-3SN

SG-350

SG-750-2P

L-350

NSZ6201N (NGT-3E14)

TTP-8E18N

TTZ-4E10LF

TTF-4E10

FZ-5E12

LA-4E14

TFL-15E20

SLA-8E14

GTD

NTD

TA12

HTA09

TC

PE Fabric Tension Member Type

Elastic Type